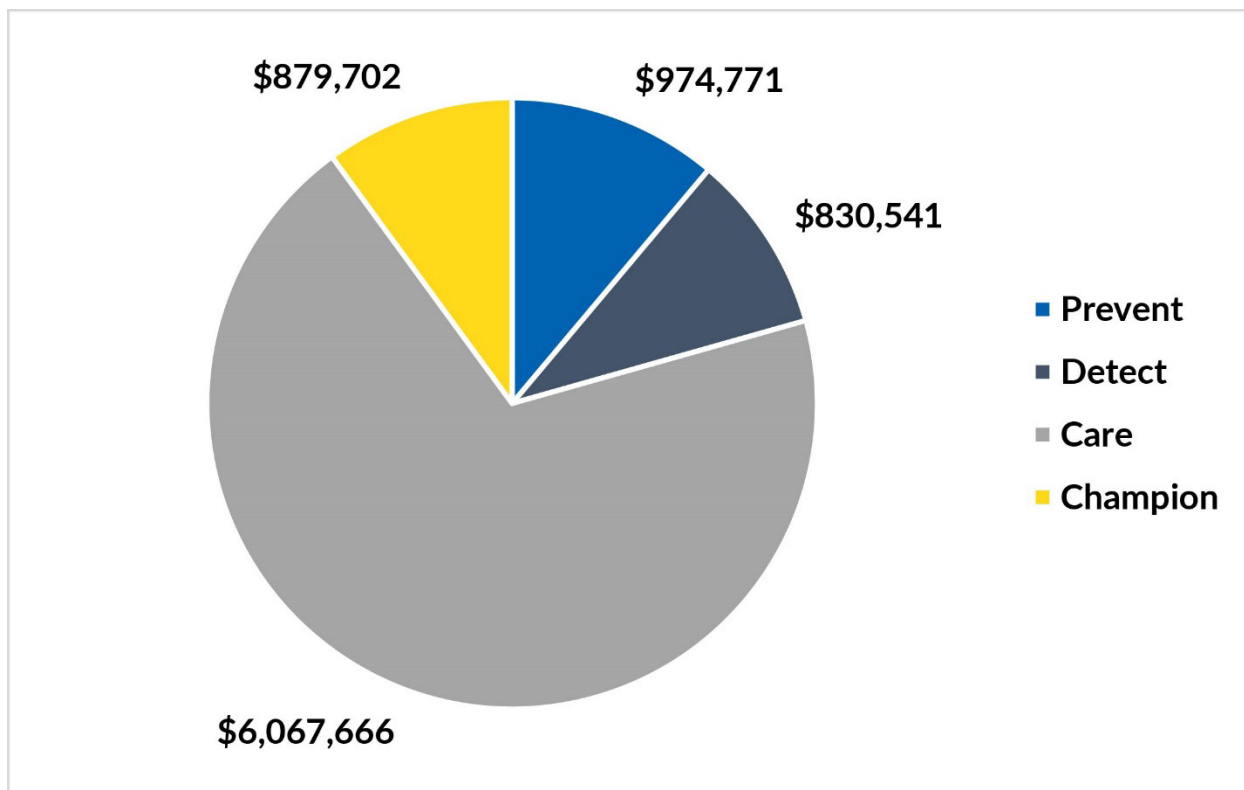




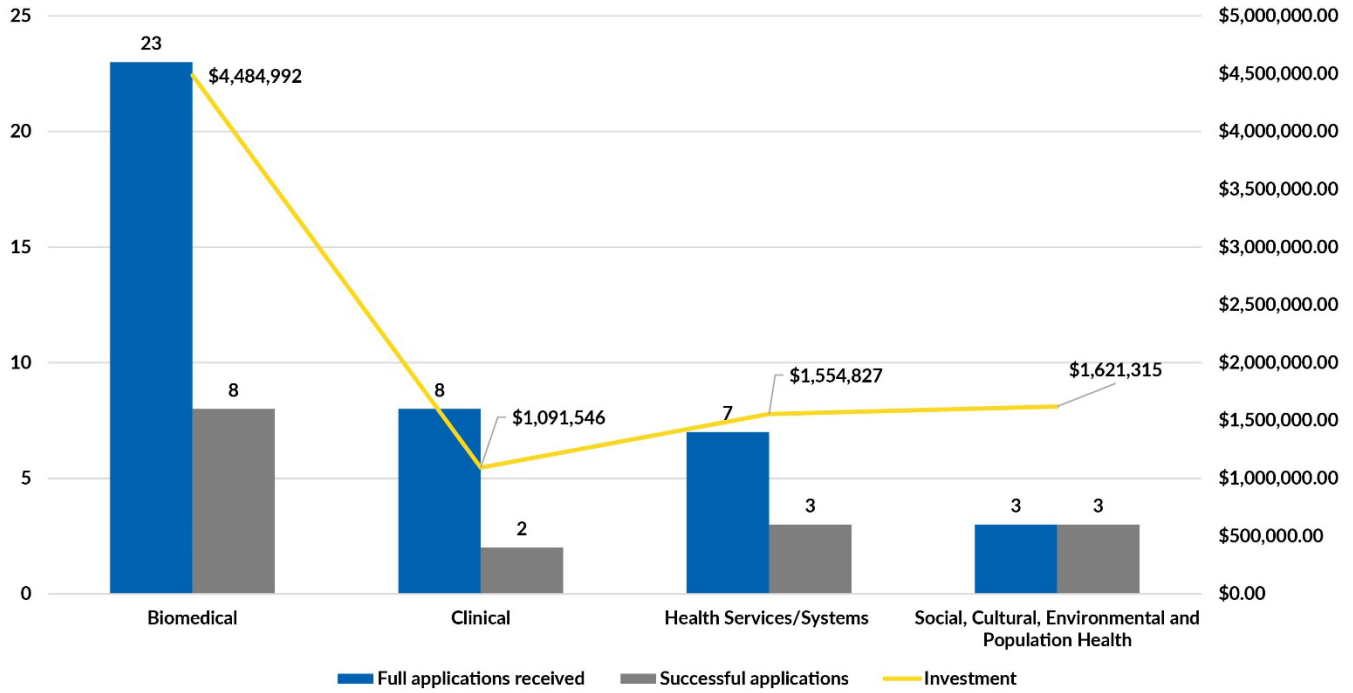
Investment by goal



Research Goal	Investment
Prevent	\$974,771.00
Detect	\$830,541.00
Care	\$6,067,666.00
Champion	\$879,702.00
Total	\$8,752,680.00



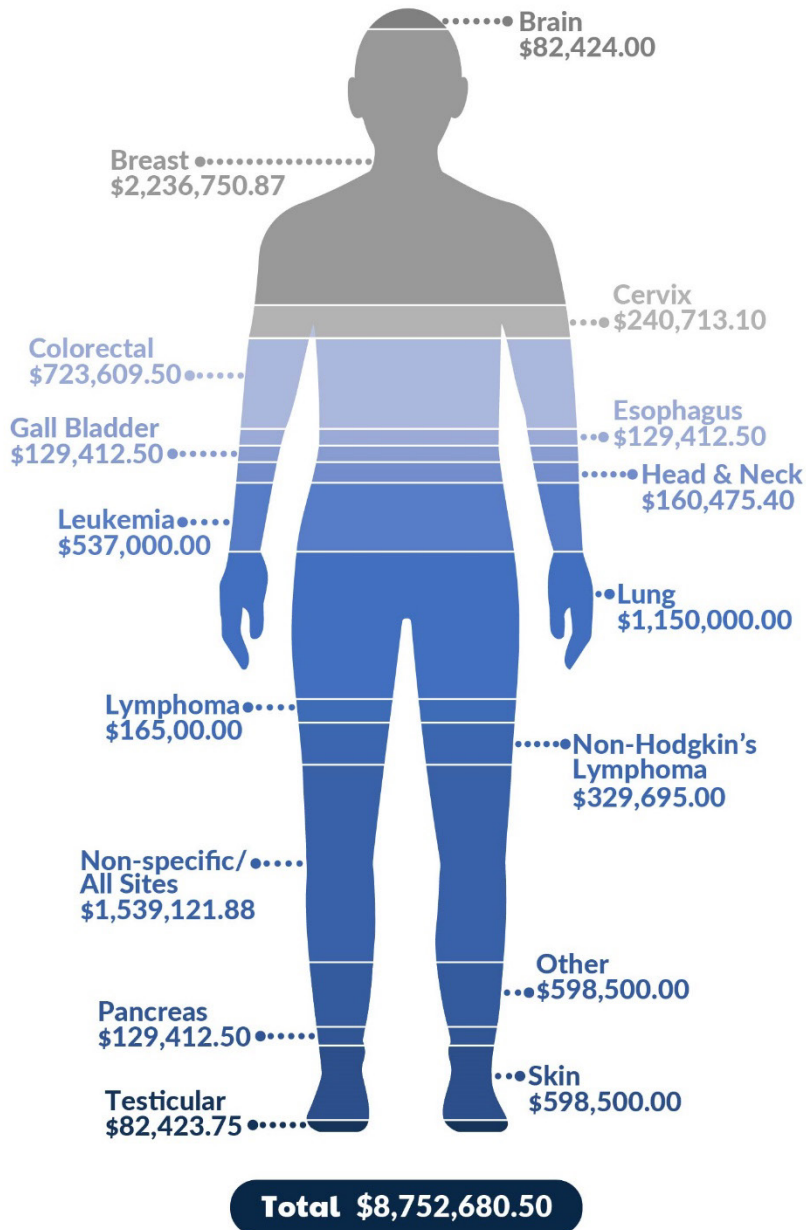
Investment by research area



Research area	Full applications received	Successful applications (percent of total applications)	Percent of total successful applications	Investment
Biomedical	23	8 (35%)	50%	\$4,484,991.67
Clinical	8	2 (25%)	13%	\$1,091,546.37
Health Services/Systems	7	3 (43%)	19%	\$1,554,827.21
Social, Cultural, Environmental and Population Health	3	3 (100%)	19%	\$1,621,315.00



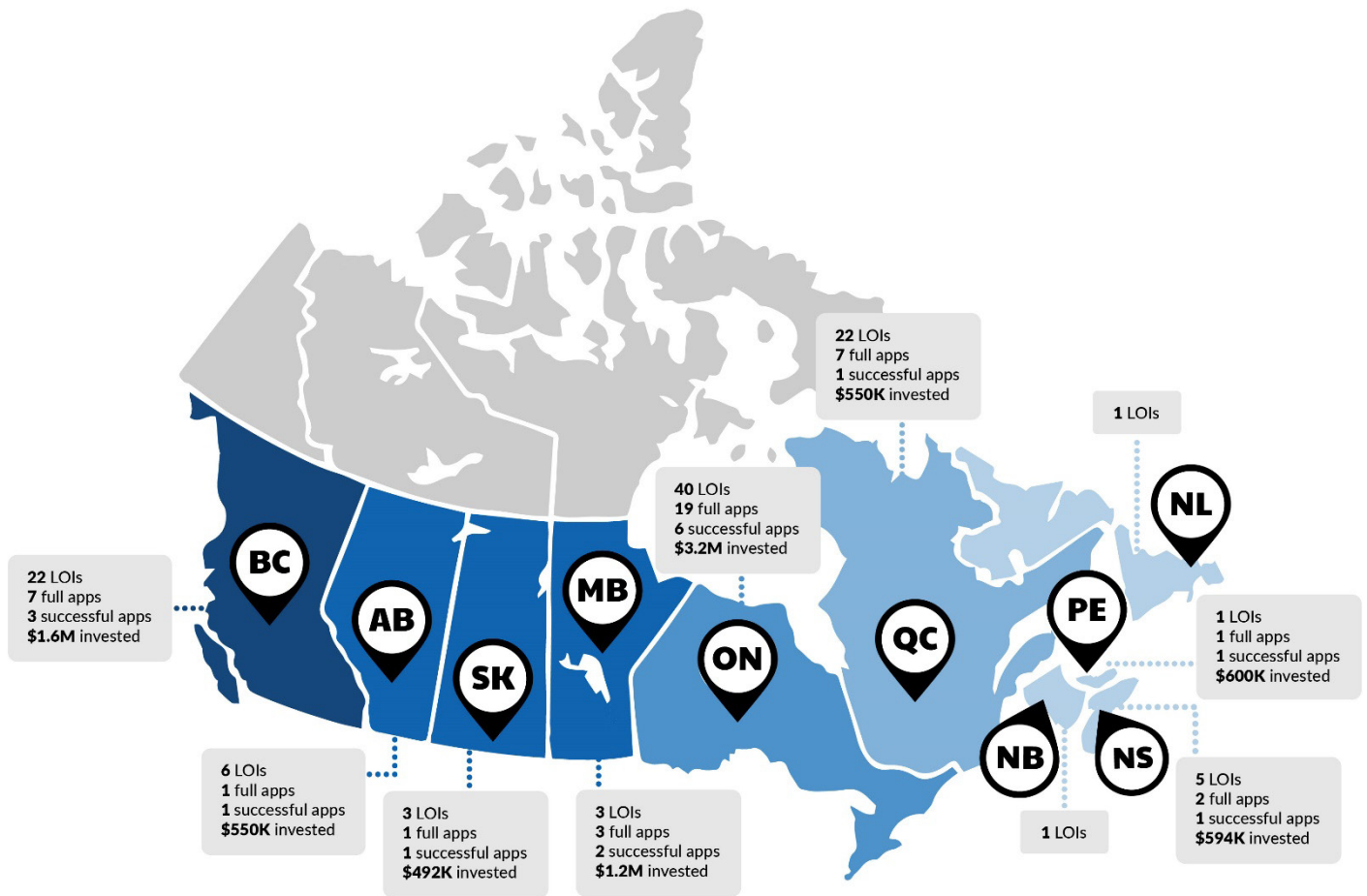
Investment by cancer site



Cancer site	Investment
Brain	\$82,424.00
Breast	\$2,236,750.87
Cervix	\$240,713.10
Colorectal	\$723,609.50
Esophagus	\$129,412.50
Gall Bladder	\$129,412.50
Head and Neck	\$160,475.40
Leukemia	\$537,000.00
Lung	\$1,150,000.00
Lymphoma	\$165,000.00
Non-Hodgkin's Lymphoma	\$329,695.00
Non-specific/All sites	\$1,539,121.88
Other	\$518,729.50
Pancreas	\$129,412.50
Skin	\$598,500.00
Testicular	\$82,423.75
Total	\$8,752,680.50



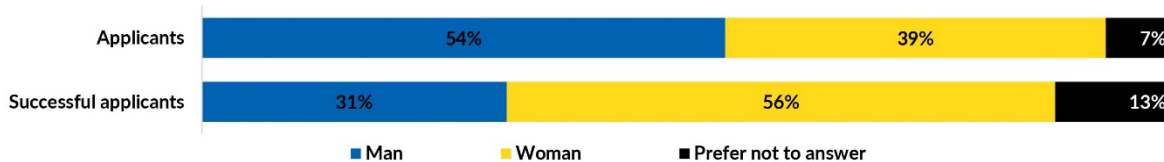
Results by province



Province	LOI applications received	Full applications received	Successful applications (percent of total applications)	Percent of total successful applications	Investment
Alberta	6	1	1 (100%)	6%	\$550,000
British Columbia	22	7	3 (43%)	19%	\$1,583,487
Manitoba	3	3	2 (67%)	13%	\$1,150,000
New Brunswick	1	0	0	0%	\$0
New Foundland and Labrador	1	0	0	0%	\$0
Nova Scotia	5	2	1 (50%)	6%	\$594,197
Ontario	40	19	6 (32%)	38%	\$3,232,796
Prince Edward Island	1	1	1 (100%)	6%	\$600,000
Quebec	22	7	1 (14%)	6%	\$550,000
Saskatchewan	3	1	1 (100%)	6%	\$492,200



Results by gender identity



Gender	Full applications received	Successful applications (percent of total applications)	Percent of total successful applications
Man	22	5 (23%)	31%
Woman	16	9 (56%)	56%
Prefer not to answer	3	2 (67%)	13%

Man includes transgender. Woman includes transgender.