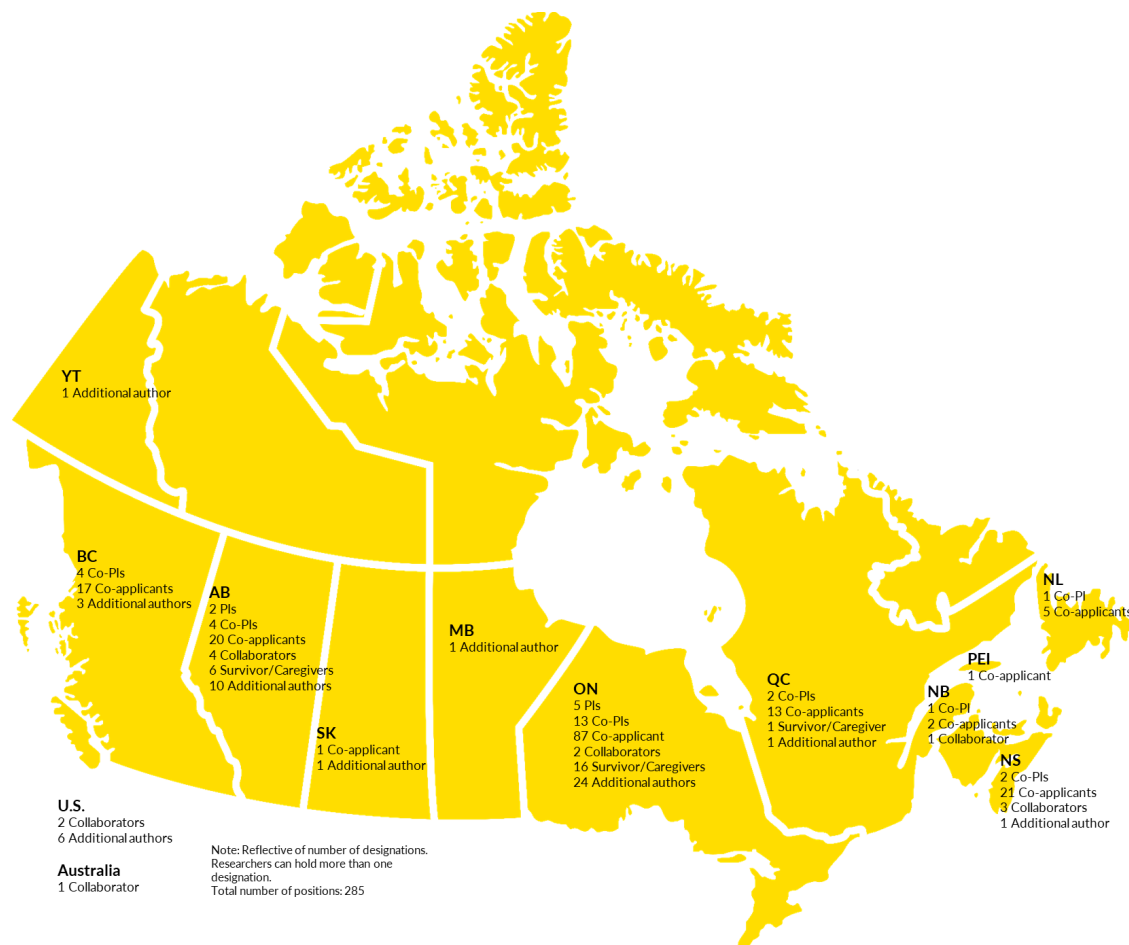


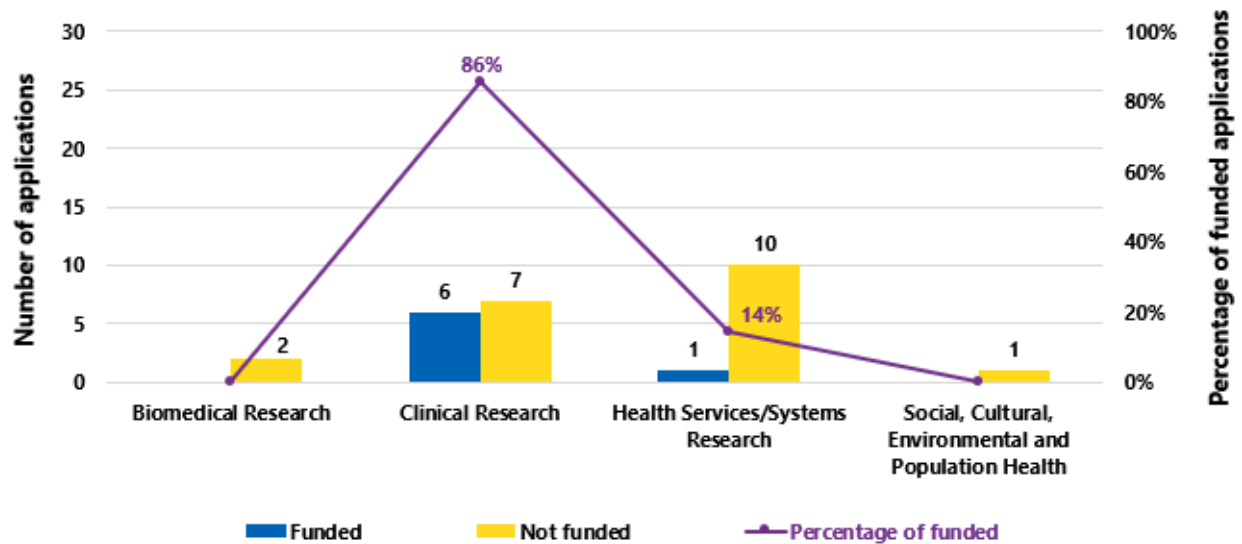
Cancer Survivorship Team Grants 2019

Cancer survivorship team grants 2019 by geographical representation



Province	Full applications received	Funded applications (success rate by province)	Percentage of funded applications	Investment (including partnership funding)
British Columbia	3			
Alberta	6	2 (33%)	29%	\$ 3,652,908
Saskatchewan	0			
Manitoba	0			
Ontario	14	5 (26%)	71%	\$ 11,979,364
Québec	4			
New Brunswick	0			
Nova Scotia	0			
Prince Edward Island	0			
Newfoundland and Labrador	0			

Cancer survivorship team grants 2019 by research focus

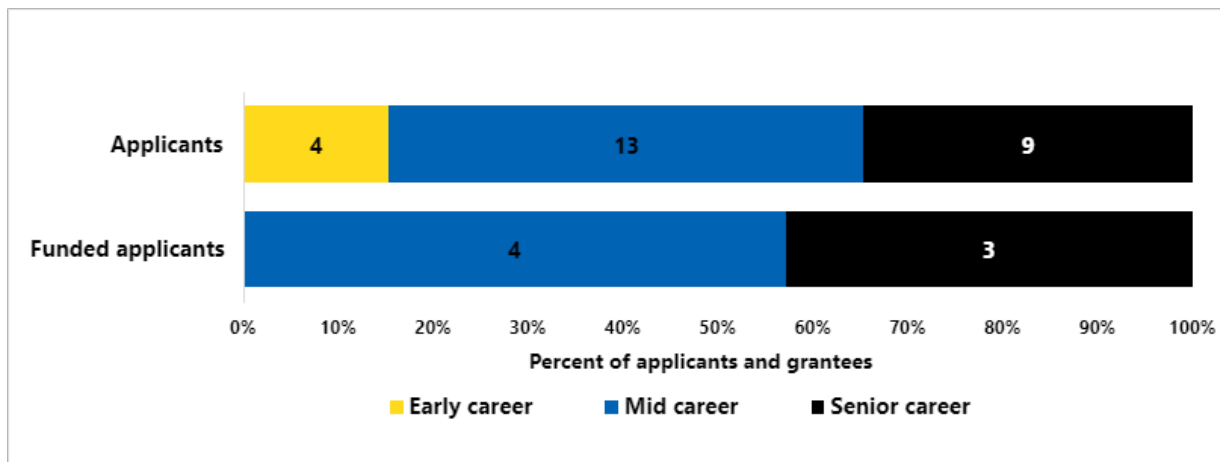


Research area	Full applications received	Funded applications (success rate by research area)	Percentage of funded applications	Investment (including partnership funding)
Biomedical	2	0 (0%)		
Clinical	13	6 (46%)	86%	\$ 13,141,202
Health systems/services	11	1 (9%)	14%	\$ 2,491,070
Social/cultural/environmental/population health	1	0 (0%)		

Cancer survivorship team grants by self-reported gender

- CCS is unable to report the full gender data for this program as some values are n<5
- Success rate per full application submitted was higher for men compared to women

Cancer survivorship team grants 2019 by career Stage



Early career: <5 years from first independent academic position

Mid career: 5-15 years from first independent academic position

Senior career: >15 years from first independent academic position