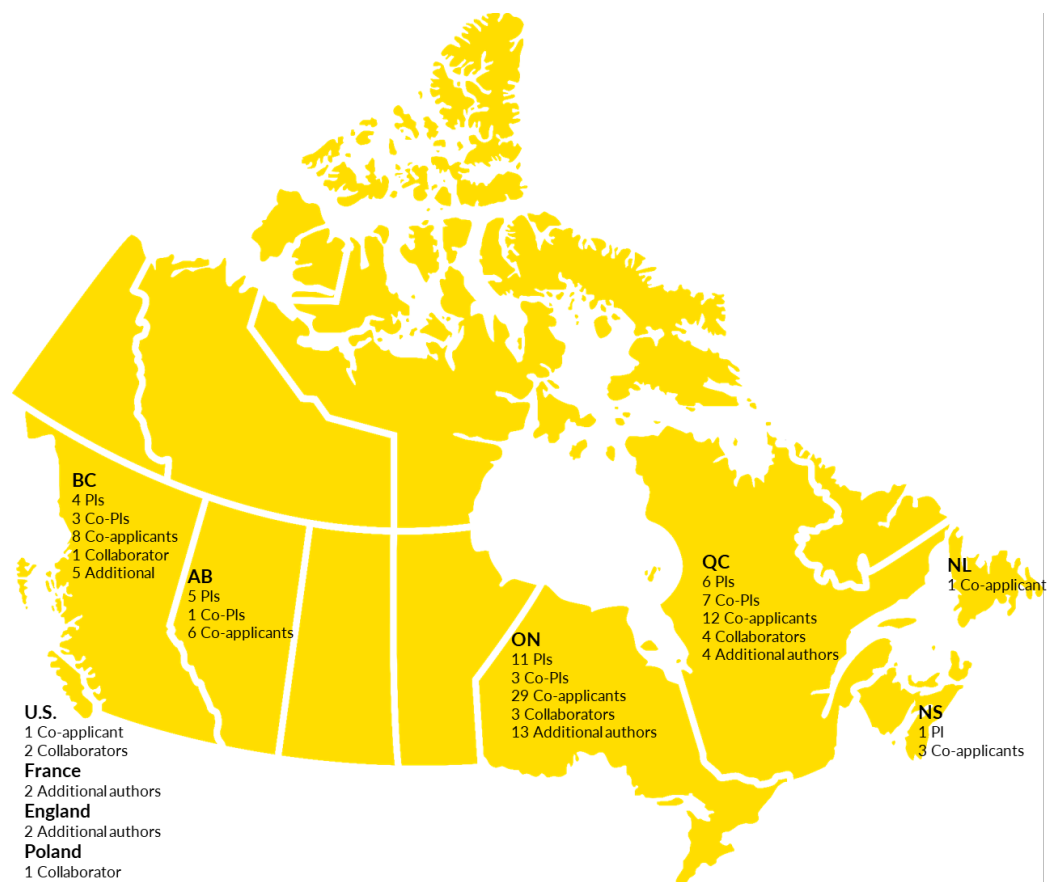


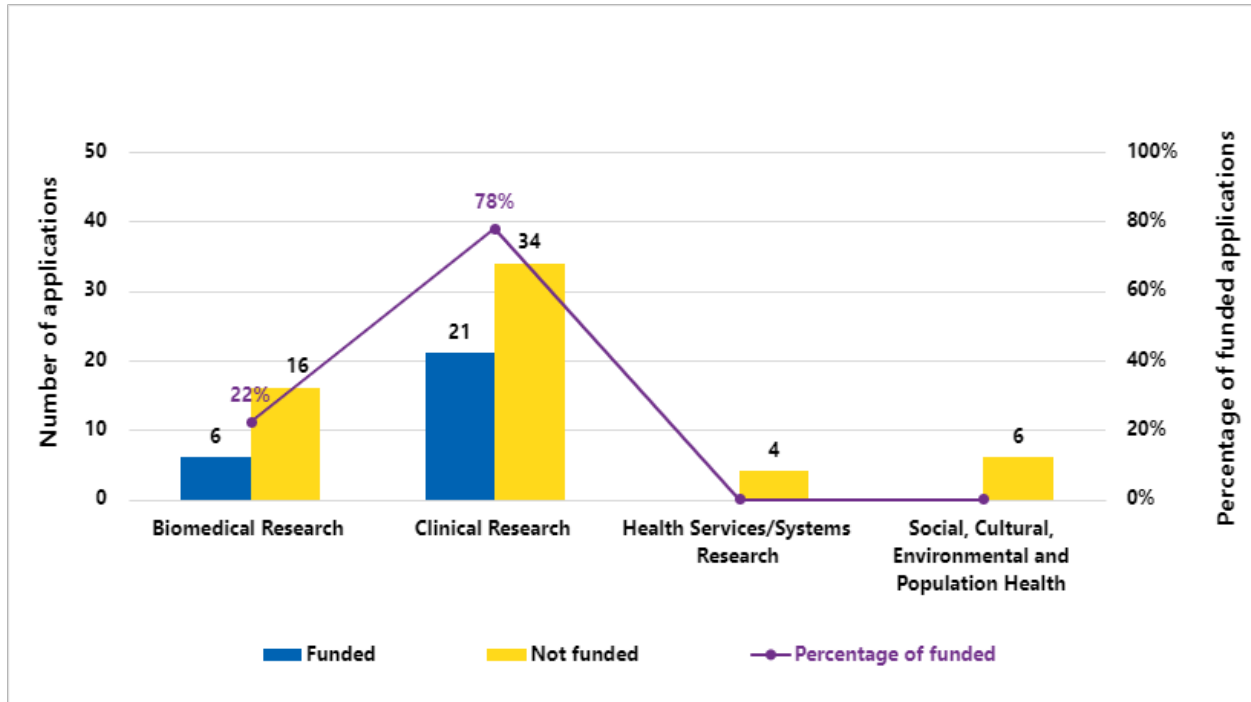
# CCS/CIHR/BC Spark Grants 2021

## CCS/CIHR/BC Spark grants 2021 by geographical representation



Province	Full applications received	Funded applications (success rate by province)	Percentage of funded applications	Investment (including partnership funding)
British Columbia	18	4 (22%)	15%	\$ 559,400
Alberta	6	5 (83%)	19%	\$ 749,756
Saskatchewan	1	0 (0%)		
Manitoba	5	0 (0%)		
Ontario	36	11 (31%)	41%	\$ 1,619,142
Québec	17	6 (35%)	22%	\$ 899,960
New Brunswick	0			
Nova Scotia	3	1 (33%)	4%	\$ 140,483
Prince Edward Island	0			
Newfoundland and Labrador	1	0 (0%)		

## CCS/CIHR/BC Spark grants 2021 by research focus

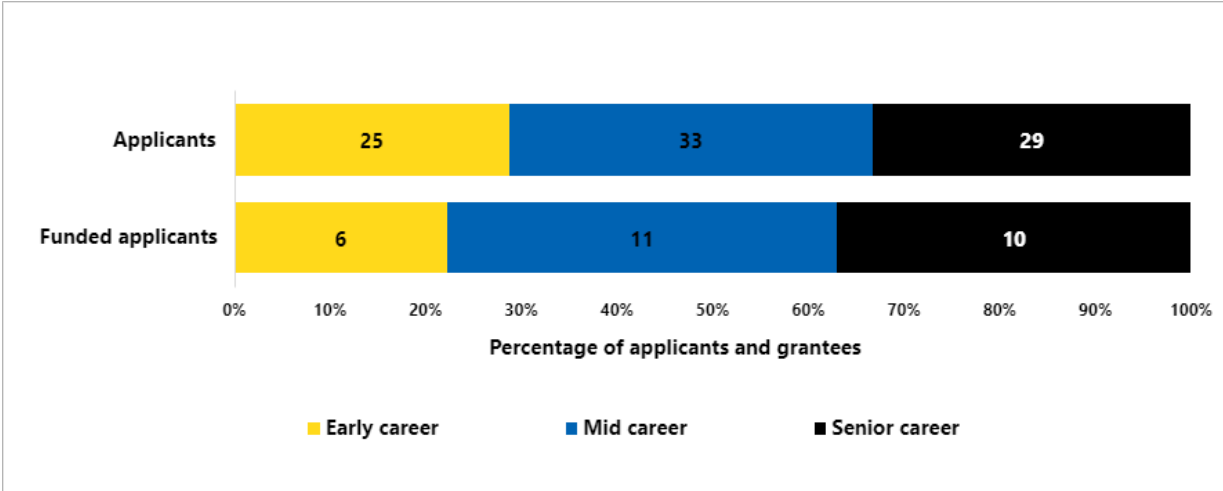


Research focus	Full applications received	Funded applications (success rate by research focus)	Percentage of funded applications	Investment (including partnership funding)
Biomedical	45	6 (13%)	22%	\$ 872,031
Clinical	35	21 (60%)	78%	\$ 3,096,710
Health systems/services	2	0 (0%)		
Social/cultural/environmental/population health	5	0 (0%)		

## CCS/CIHR/BC Spark grants 2021 by self-reported pronoun

- CCS is unable to report complete pronoun data for this program as some values n<5
- Success rate per full application submitted was approximately equal between self-reported pronoun (she/her, he/him, they/them)

## CCS/CIHR/BC Spark grants 2021 by career Stage



Early career: <5 years from first independent academic position

Mid career: 5-15 years from first independent academic position

Senior career: >15 years from first independent academic position